

Applications

Streams

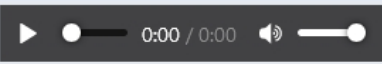





Define details for streaming audio.


Streams

SHOW ALL

SEARCH

Define details for streaming audio.

<input type="checkbox"/> Name	Play	Enabled	Description	
<input type="checkbox"/> Public Domain music	 0:00 / 0:00	true	Public Domain music	 
<input type="checkbox"/> Local Weather	 0:00 / 0:00	true		 






- Make sure mod_shout is installed and is started.
- Have a shoutcast url ready to use. (shout://domain.tld/path/to/)
- To add a stream click the plus icon on the right
- Edit the fields:
 - Name: Can be anything
 - Location: Must start with shout://
 - Enabled: If you want the stream enabled
 - Domain: Choose a domain that will only have the stream. Choose Global for all domains
 - Description: To help organize ;-)

Stream

BACK

SAVE

Name	<input type="text" value="Monday Lunch Deals"/> 
	Enter the name.
Location	<input type="text" value="shout://127.0.0.1/monday/specials"/>
	Enter the location.
Enabled	<input type="checkbox"/> True 
	Enable or disable this stream.
Domain	<input type="text" value="Global"/> 
Description	<input type="text" value="Lunch Deals"/>
	Enter the description.

SAVE

Note

Editing a stream path will result in having to update anything that is using the stream. For example, if you have extension 500 using stream “Local Weather” and you edit the shout:// path then you will have to go back to extension 500 and reset the music on hold for extension 500. This is by design.

Applications

Warning

Please be aware of your countries copyright laws for streaming the content you are going to stream.

Unieke FAQ ID: #4028

Auteur: Helpdesk

Laatst bijgewerkt: 2022-10-31 01:14