






# Toestellen

## DP750/DP760 LED lampjes

Dit zijn de lampjes op de DP750 en DP760 en wat ze betekenen.

LED	Status
	Indicates Power ON/OFF.
	Indicates access to the network. <ul style="list-style-type: none"><li>• <b>Solid ON:</b> When there is access to the network.</li><li>• <b>Blinking:</b> If there is no access to the network.</li></ul>
	Indicates status of the association between DP760 and DP750 <ul style="list-style-type: none"><li>• <b>Blinking:</b> When the DECT station is scanning for available RFPs.</li><li>• <b>Solid ON:</b> When the association between DECT repeater and Base station is operational.</li></ul>
	Indicates status of the association between DP760 and DP750 during calls. <ul style="list-style-type: none"><li>• <b>Solid ON:</b> When there are no active calls and the association between DECT repeater and Base station is operational.</li><li>• <b>Blinking:</b> During active calls.</li></ul>
	Indicates status of the association link between the DP760 and DP750. <ul style="list-style-type: none"><li>• <b>Solid ON:</b> When the association between DECT and Base station is operational, and link is excellent.</li><li>• <b>Blinking:</b><ul style="list-style-type: none"><li>▪ Long ON, 1x short OFF if the association link is good.</li><li>▪ Long ON, 2x short OFF if the association link is weak.</li><li>▪ Long ON, 3x short OFF if the association link is poor</li></ul></li></ul>

### Afkortingen

- RFP - Radio Fixed Part Identity

Unieke FAQ ID: #1484

Auteur:

Laatst bijgewerkt:2018-12-17 15:21